

AQUATIC AV[®]

products with a watertight reputation

DUAL VOLTAGE REGULATED WATERPROOF POWER SUPPLY



OWNERS MANUAL

AQ-PSB-1 / AQ-PSJ-1 / AQ-PST-1 / AQ-PSTS-1 / AQ-PSUS-1

**PLEASE READ THIS INSTRUCTION MANUAL
BEFORE INSTALLATION AND OPERATION**



DO NOT CHANGE OR REPAIR ANY OF THE AC CORDS. FOR REPAIR, RETURN THE UNIT TO AQUATIC AV OR WARRANTY WILL BE VOID.



Installation should be conducted by qualified electricians only. Failure to do so can result electric shock or even death.



Disconnect the main AC power when replacing this power supply.

CONTENTS

- Dual Voltage Regulated Power Supply (AQ-PSB-1 / AQ-PSJ-1 / AQ-PST-1 / AQ-PSTS-1 / AQ-PSUS-1)
- Instructions to obtain the online Owners Manual from www.aquaticav.com

FEATURES

High quality, robust and durable waterproof 13V DC regulated power supply for waterproof marine stereos, boat stereos and marine stereo systems.

Provides a regulated $\leq 10A$, 13V DC power source from both 110V & 240V inputs with universal short circuit protection.

Designed and built to withstand the harsh conditions associated with use in marine, boat, pool and spa applications.

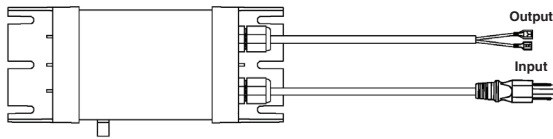
- Dual Voltage Power Supply
- Waterproof enclosure (IPx5)
- Compact size
- Automatic Current Sensing
- Short Circuit Protection
- Over Voltage Protection
- Over Current Protection
- Over Temperature Protection
- UL1563, UL1310 Class 2 and CB approved
- Dual 13V Output (OEM/manufacture use only - contact Aquatic AV for information)

INSTALLATION

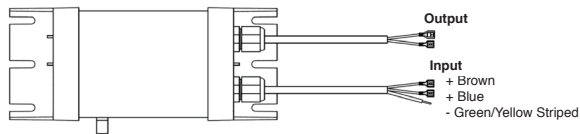
1. Disconnect the AC input power before installing your new power supply.
2. Make sure the power supply has the correct connection for your input power source.
3. Secure the power supply using four screws and the mounting holes in the power supply end plates.
4. Connect the 12V DC power output cables (red and black wires, male and female spade) to the stereo DC input.
5. Make sure all connections are secure. If you are not sure contact a qualified electrician. Do not take any risks - incorrect installation can cause severe injury or death.
6. Turn on the AC power and the power supply should be functional.

AQ-PSx-1 MODELS & CONNECTIONS

AQ-PSUS-1: US 3-Prong Plug 110V AC

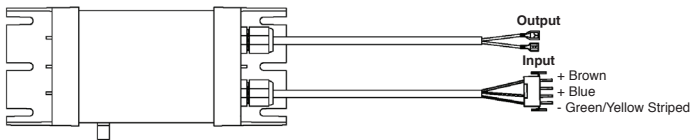


AQ-PST-1: Female Spade Input Connectors, 110V-240V AC

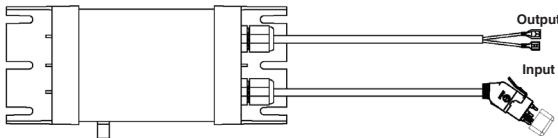


For connection of AC mains plugs in the UK or EU the AQ-PST-1 should be used.

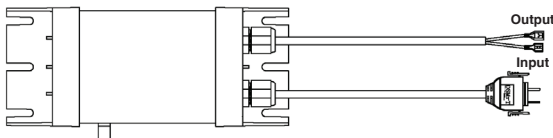
AQ-PSB-1: 4-pin Molex/Amp Input Connector, 100-240V AC



AQ-PSJ-1: Gecko In-Link/J-Cord, 240V AC



AQ-PSTS-1: DSMT Input Plug, 240V AC



TECHNICAL SPECIFICATIONS

Type.....	Regulated switching mode Power Supply ($\leq 10A$, 13V)
Waterproof.....	Yes - IPx5
Input Voltage.....	100-240V AC (power input auto sensing/switching)
Input Frequency.....	50/60 Hz
Efficiency.....	$\geq 87\%$
Power Consumption.....	$\leq 0.5W$ (at 240V AC)
Power Factor.....	≥ 0.9 (at full load)
Short Circuit Protection.....	Continuous
Output Plug.....	2x female spade connectors (+13V DC (red), Negative (black))
Output Voltage.....	13V DC regulated
Output Current.....	5A
Ripple & Noise.....	260mV (max)
Voltage Accuracy.....	$\pm 5\%$
Line Regulation.....	$\pm 5\%$
Load Regulation.....	$\pm 5\%$
Operation Temperature.....	-20°C to 70°C
Storage Temperature.....	-20°C to 85°C
Dimensions.....	49 x 234 x 110 mm
Certifications.....	UL1563 class2, UL1310, CSA, CE
Additional Features.....	Over Voltage Protection Over Current Protection Over Temperature Protection

Aquatic AV offers a limited warranty of our products on the following terms:

Length of warranty

2 years on audio systems, electronics, speakers, and accessories (receipt required).

Coverage

This warranty covers only the original purchaser of a Aquatic AV product purchased from an authorized Aquatic AV dealer in the United States. In order to receive service, the purchaser must provide Aquatic AV with a copy of the receipt stating the customer name, dealer name, product purchased and date of purchase.

Defective products

Products found to be defective during the warranty period will be repaired or replaced (with a product deemed to be equivalent) at Aquatic AV's discretion.

What is not covered

Damage caused by accident, abuse, improper operations, water, theft. Any cost or expense related to the removal or reinstallation of product. Service performed by anyone other than an authorized Aquatic AV service center. Any product with the serial number or tamper labels defaced, altered, or removed. Subsequent damage to other components. Any product not purchased from an authorized Aquatic AV dealer.

Limit on implied warranties

Any implied warranties including warranties of fitness for use and merchantability are limited in duration to the period of the express warranty set forth above. Some states do not allow limitations on the length of an implied warranty, so this limitation may not apply. No person is authorized to assume for Aquatic AV any other liability in connection with the sale of the product.

How to obtain service

You must obtain a return material authorization number (RMA) to return any product to Aquatic AV. You are responsible for shipping charges of returned products to Aquatic AV.

Please record the model and serial number(s) of your equipment in the space provided below as your permanent record and will assist us with your factory warranty coverage. These numbers can be found on the Power Supply label.

Model number[s]:	Serial number[s]:

Product design and specification subject to change without notice. E&OE.
Doc V2.1



Aquatic AV

282 Kinney Drive
San Jose, CA 95112, USA

E-mail: info@aquaticav.com

US & Canada: 1 877 579 2782

International: +1 408 559 1668

Fax: +1 408 559 0125

www.aquaticav.com

AQUATIC AV[®]
products with a watertight reputation