

AQUATIC AV®

products with a watertight reputation

AQ-SWA8-1 - ACTIVE SUBWOOFER

with Full Range Speaker Output

USER / INSTALLATION MANUAL



**PLEASE READ THIS INSTRUCTION MANUAL BEFORE
INSTALLATION AND OPERATION**

- 1 Introduction**.....3
 - 1.1 Safety Instructions.....3
- 2 Getting Started**.....4
 - 2.1 Contents.....4
 - 2.2 Features.....4
- 3 Installation & Wiring**.....5
 - 3.1 Connecting the Subwoofer.....5
 - 3.2 Wiring Harness.....5
- 4 Specifications & Dimensions**.....6
 - 4.1 Specifications.....6
 - 4.2 Dimensions.....6
- 5 Warranty Information**.....7

1.1 Safety Instructions

⚠ CAUTION: TO PREVENT THE RISK OF ELECTRIC SHOCK, DO NOT REMOVE COVER (OR BACK). NO USER-SERVICEABLE PARTS INSIDE. REFER SERVICING TO QUALIFIED AQUATIC AV SERVICE PERSONNEL ONLY. ⚠

Please read all the instructions herein. Please retain this manual safely for future reference.

Please heed all safety warnings. Please install in accordance with the Manufacturer's instructions.

Please adjust the volume control to a comfortable level to avoid damaging your hearing and the system.

⚠ WARNING: TO REDUCE THE RISK OF ELECTRIC SHOCK ⚠

Do not expose this apparatus to rain or moisture.

Do not use the speakers near water, and do not immerse them in any liquid or pour any liquid on them.

Place the subwoofer away from all heat sources, such as heat registers, stoves, and direct sunlight.

Do not defeat the safety purpose of the polarized plug. A polarized plug has two blades with one wider than the other. The wider blade is provided for your safety. If the provided plug does not fit into your outlet, consult an electrician for replacement of the obsolete outlet. Protect the power cord from being walked on or pinched particularly at plugs, convenience receptacles, and the point where they exit from the apparatus.

For added protection during lightning storms, unplug the subwoofer from the electrical outlet and turn off the computer.

Unplug this apparatus when unused for long periods of time.

Do not block the openings in the subwoofer cabinet, never push objects into subwoofer vents or slots because of fire or electric shock hazards, and provide sufficient space around the subwoofer for proper ventilation.

Place the subwoofer in a stable location so that it will not fall causing damage to the subwoofer or bodily harm.

Unplug the subwoofer from the stereo system and from the electrical outlet before cleaning with a damp cloth.

Servicing is required when the apparatus has been damaged in any way, such as the power-supply cord or plug is damaged, liquid has been spilled or objects have fallen into the apparatus, the apparatus has been exposed to rain or moisture, does not operate normally, or has been dropped

Refer all servicing to qualified service personnel only.

Congratulations on the purchase of the AQ-SWA8-1 active subwoofer with full range speaker outputs. With the right care and attention, it will give you many years of trouble free operation.

Before operating the system, please read this manual fully to obtain the best results from your new product, and retain it carefully for future reference.

2.1 Contents

- AQ-SWA8-1 Active Subwoofer
- User/Installation Manual

2.2 Features

The AQ-SWA8-1 active subwoofer is a high quality, robust and durable subwoofer with built-in amplifier and outputs for connection of standard full range speakers. Tuned Port for enhanced bass response. Designed and built to withstand the harsh IPX4 conditions associated with use in marine, boat, pool or spa applications.

Rated at 288W max power output (144 watts for the sub and 72 x 2 to the full range speakers) with a frequency response of 26Hz-125Hz for the sub frequencies and 125-20Hz for the full range frequencies. The AQ-SWA8-1 active subwoofer features an 8" DVC (Dual Voice Coil) speaker that will deliver powerful, warm bass to your existing speaker setup, adding musicality and depth to your favourite audio content.

Variable stereo RCA inputs allow optimum performance from all devices. There are 3 selected ranges from 400mv, 2V and 4V inputs.

The compact size of the AQ-SWA8-1 active subwoofer allows placement of the subwoofer under seating, inside consoles or storage compartments.

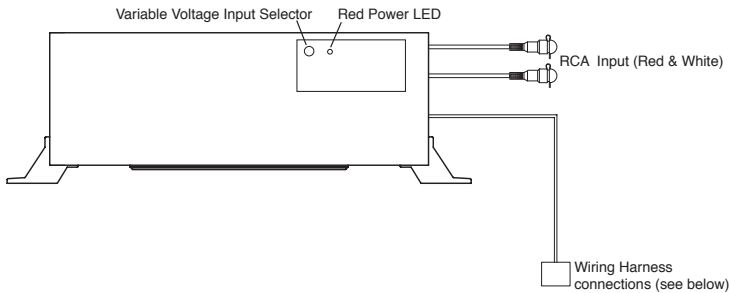
As with all Aquatic AV products we only use high quality materials to construct our active subwoofers to provide a durable, long lasting and great sounding addition to your waterproof stereo system.

The cabinet has been treated to an IPX4 rating and the PCB is conformal coated.

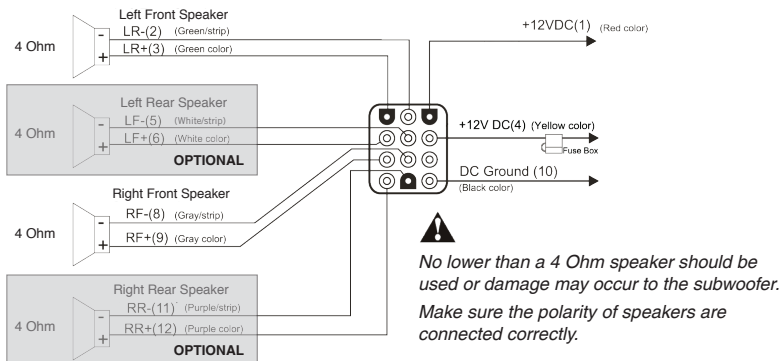
3.1 Connecting the Subwoofer

The AQ-SWA8-1 requires a wiring harness in order to connect the dock to power and speakers. All open wire connections should be soldered and protected against water and dust for best long term performance.

1. You will need an Aquatic AV AQ-UNH-2 wiring harness or the factory harness on your stereo system to complete the install.
2. When using the RCA (white and red) inputs turn the Variable Voltage Input Selector switch to determine the best sound quality for your input device (400mV, 2V or 4V). Smartphones will typically use the 4V setting.
 - i** The RCA input connections are designed for a full-range audio signal and when used in conjunction with a 'sub' output (typically a single green RCA) from your stereo source unit will mean the AQ-SWA8-1 can only be used as a subwoofer (i.e. without the 2x full range speaker outputs).
 - i** If using a single RCA 'sub' output then an RCA Y adaptor must be used to provide input to both red and white RCA inputs on the subwoofer.
3. When the unit is powered on you will see the LED light up red on the panel.
4. Follow the wiring diagram below. Use a minimum of 18 gauge wire for power and ground.



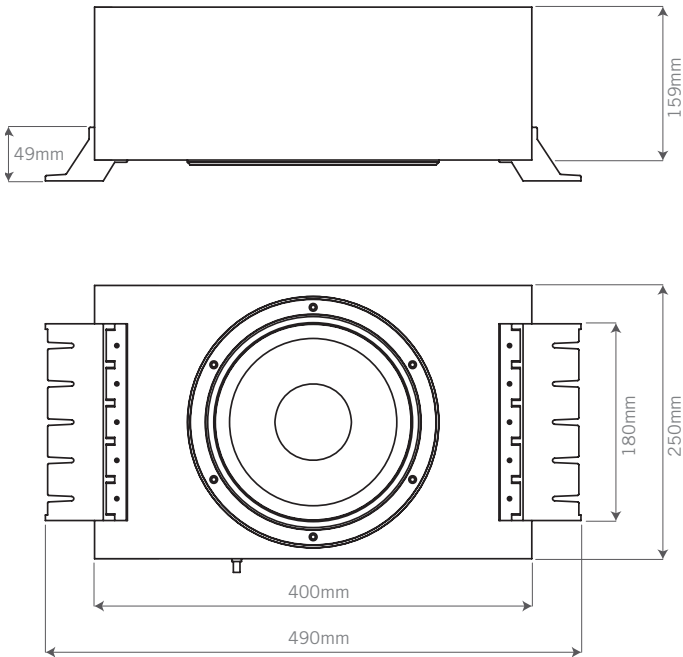
3.2 Wiring Harness



4.1 Specifications

Inputs.....	2x RCA with variable 400mV, 2V or 4V input
Outputs.....	2x full range speaker output
Cone Size.....	8"
Power (max @ 2ohms).....	288W (144W subwoofer + 2x 72W speakers)
Frequency Response.....	26Hz - 125Hz (subwoofer), 125Hz - 20,000Hz (speaker outputs)
Sensitivity.....	86dB
S/N Ratio.....	≥78dB
Waterproof / Dustproof.....	Yes IPX4
Conformal PCB coating.....	Yes

4.2 Dimensions



Aquatic AV offers a limited warranty of our products on the following terms:

Length of warranty

2 years on audio systems, electronics, speakers, and accessories (receipt required).

Coverage

This warranty covers only the original purchaser of a Aquatic AV product purchased from an authorized Aquatic AV dealer in the United States. In order to receive service, the purchaser must provide Aquatic AV with a copy of the receipt stating the customer name, dealer name, product purchased and date of purchase.

Defective products

Products found to be defective during the warranty period will be repaired or replaced (with a product deemed to be equivalent) at Aquatic AV's discretion.

What is not covered

Damage caused by accident, abuse, improper operations, theft. Any cost or expense related to the removal or reinstallation of product. Service performed by anyone other than an authorized Aquatic AV service center. Any product with the serial number or tamper labels defaced, altered, or removed. Subsequent damage to other components. Any product not purchased from an authorized Aquatic AV dealer.

Limit on implied warranties

Any implied warranties including warranties of fitness for use and merchantability are limited in duration to the period of the express warranty set forth above. Some states do not allow limitations on the length of an implied warranty, so this limitation may not apply. No person is authorized to assume for Aquatic AV any other liability in connection with the sale of the product.

How to obtain service

You must obtain a return material authorization number (RMA) to return any product to Aquatic AV. You are responsible for shipping charges of returned products to Aquatic AV.

Please record the model and serial number[s] of your equipment in the space provided below as your permanent record and will assist us with your factory warranty coverage.

Model number[s]:	Serial number[s]:

Aquatic AV

282 Kinney Drive
San Jose, CA 95112, USA

E-mail: info@aquaticav.com

US & Canada: 1 877 579 2782

International: +1 408 559 1668

Fax: +1 408 559 0125

www.aquaticav.com

AQUATIC AV[®]
products with a watertight reputation